

Docking Drawer®





Blade Series

IN-DRAWER OUTLETS

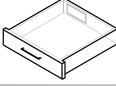


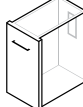


Docking Drawer is the market leader of in-drawer electrical outlets. Simple to install into any drawer type, our innovative solutions are designed to eliminate surface clutter and create functional and purposeful spaces by charging and powering everyday devices safely while they remain plugged in, out of sight and always at the ready. ETL Listed for use in the US & Canada, all outlets include interlocking safety features and are available in a variety of finishes, configurations and price points to satisfy any need and complement every style.







Most Popular 15 amp Blade Series Outlets

 <p>Blade Duo 1514-232W 15 amp</p> <ul style="list-style-type: none"> <input type="radio"/> 1514-232W <input checked="" type="radio"/> 1514-232B <input type="radio"/> 1514-232S <p>2 AC, 2 USB-C (PD) & 4 USB-A</p>	 <p>Blade Duo 1514-266W 15 amp</p> <ul style="list-style-type: none"> <input type="radio"/> 1514-266W <input checked="" type="radio"/> 1514-266B <input type="radio"/> 1514-266S <p>4 AC</p>	 <p>Blade 1514-110W 15 amp</p> <ul style="list-style-type: none"> <input type="radio"/> 1514-110W <input checked="" type="radio"/> 1514-110B <input type="radio"/> 1514-110S <p>2 AC & 2 USB-A</p>	 <p>Blade 1514-160W 15 amp</p> <ul style="list-style-type: none"> <input type="radio"/> 1514-160W <input checked="" type="radio"/> 1514-160B <input type="radio"/> 1514-160S <p>2 AC</p>
--	--	---	--

Specify by Drawer Type

If your drawer type is the following...	Minimum Drawer Box Width (OD)	Minimum Interior Drawer Box Height	Minimum Space Behind Drawer Box	Maximum Base Cabinet Depth	Specify this:
 <p>Shallow Drawer</p>	15" or more	3" or more	2" or more	24" or less	Blade Duo 1514-232 Blade 1514-110
 <p>Tall Drawer</p>	13" or more	4" or more	2" or more	24" or less	Blade Duo 1514-266 Blade 1514-160
 <p>Narrow Drawer <small>* Requires a channel to be cut in the cabinet sidewall of a Blade outlet installation.</small></p>	9" or more	4" or more	2" or more	24" or less	Blade 1514-160
 <p>Vertical Drawer</p>	8" or more	13" or more	2" or more	24" or less	Blade 1514-160

Variety of Outlet Configurations

	2 AC & 2 USB-A	AC: 15 amps @ 120 VAC USB-A: 3.6 amps @ 5 VDC
	4 USB-A	4.2 amps @ 5 VDC
	2 AC & 2 USB-C	AC: 15 amps @ 120 VAC USB-C (single port connected to PD device): 3 amps @ 9 VDC (30W) USB-C (single port connected to non-PD device): 3 amps @ 5 VDC (15W) USB-C (both ports connected): 3 amps @ 5 VDC (30W total power)
	2 AC, 1 USB-C & 1 USB-A	AC: 15 amps @ 120 VAC USB-C (non-PD device): 3 amps @ 5 VDC (15W) USB-A: 2.4 amps @ 5 VDC
	2 AC - GFCI	15 amps @ 120 VAC
	2 AC	15 amps @ 120 VAC

Power Up Your Showroom!

Easily display Docking Drawer Blade Series outlets in any showroom in minutes with a non-functioning mockup outlet kit. Increase your project order value by providing customers a way to visualize in-drawer outlets in their projects.



1514-222 & 1514-120 are ETL Listed for use in Canada. All other outlets are ETL Listed for use in Canada when installed with a Docking Drawer Safety Interlock Outlet* that de-energizes the outlet when the drawer starts to close. (*sold separately)

Need 20 amp Outlets?

All outlets shown are available in 20 amp configurations.

Need More Specs?

Download the PDF Spec Book at dockingdrawer.com/spec-books